

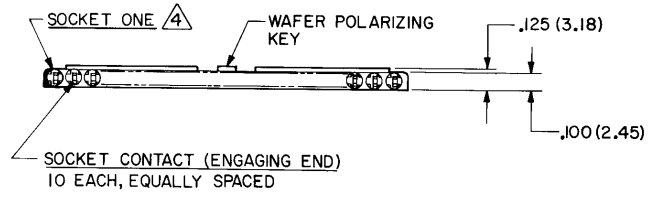
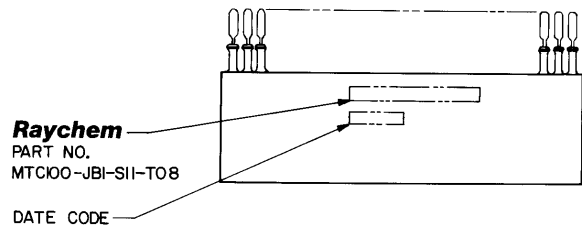
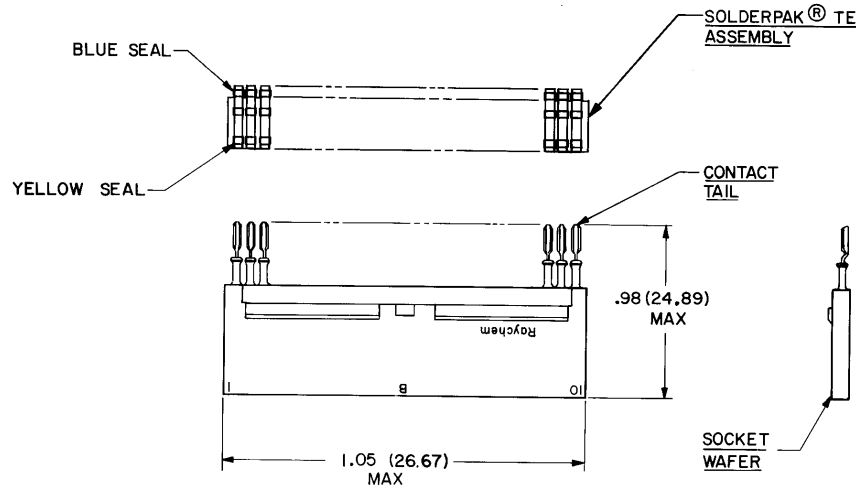
4

3

2

1

REVISIONS				
ZONE	LTR	DESCRIPTION	DATE	APPROVED
—	A	CHG'D PER DCO# T-02582	W.J. 4-23-81	<i>Pat</i>



5 WEIGHT (MAX.) : $\frac{\text{LBS.}}{.0054}$ | $\frac{\text{GRAMS}}{2.46}$

4 SOCKET ONE: SOCKET NUMBER ONE MARKED IN CONTRASTING COLOR.

3. WAFER : WAFER MEETS THE REQUIREMENTS OF RAYCHEM SPECIFICATION D-6012.

2. FINISH :
 2-A SOCKET WAFER ; FINISH TO BE AS MOLDED.
 2-B SOCKET CONTACT ; GOLD PLATE PER MIL-G-45204 CLASS I.
 2-C CONTACT TAIL ; COATED WITH SOLDER PER QQ-S-571.

1. MATERIAL :
 1-A SOCKET WAFER ; HIGH GRADE POLYARYLENE THERMO-PLASTIC.
 1-B SOCKET CONTACT ; COPPER ALLOY PER QQ-B-750 (A). REFER TO RAYCHEM DWG. CTA-0035 FOR DATA.
 1-C SOLDERPAK® TERMINATORS ASSY ;

NOTES

If this document is printed it becomes uncontrolled.
 Check with the web for latest revision.

DO NOT SCALE THIS DRAWING

© Raychem Corporation 1981

SPECIFICATION CONTROL DRAWING

UNLESS OTHERWISE SPECIFIED DIMENSIONS ARE IN INCHES BRACKETED DIMENSIONS () ARE METRIC AND TOLERANCES ARE: .XXX: ± .005 (0.13 M.M.) .XX: ± .02 (0.51 M.M.) Δ: ± —	DRAWN	W.V.J.	I-15-B1	Raychem <small>RAYCHEM CORPORATION 300 CONSTITUTION DR. #1 MENLO PARK, CALIFORNIA 94025</small> TITLE KIT, 1" SOCKET WAFER "B" WITH SOLDERPAK® TERMINATORS, FOR ROUND WIRE (20-26 AWG), 125 °C TEMPERATURE RATING MTC 100 SERIES									
	CHECKED												
	APPROVED	<i>[Signature]</i>											
	APPROVED	<i>[Signature]</i>	<i>[Signature]</i>										
				<table border="1"> <tr> <td>SIZE</td> <td>CODE IDENT</td> <td>DWG. NO.</td> </tr> <tr> <td>C</td> <td>NO. 06090</td> <td>MTC100-JBI-SII-T08</td> </tr> <tr> <td>WEIGHT</td> <td>Δ</td> <td>SHEET 1 OF 1</td> </tr> </table>	SIZE	CODE IDENT	DWG. NO.	C	NO. 06090	MTC100-JBI-SII-T08	WEIGHT	Δ	SHEET 1 OF 1
SIZE	CODE IDENT	DWG. NO.											
C	NO. 06090	MTC100-JBI-SII-T08											
WEIGHT	Δ	SHEET 1 OF 1											